





UT1 2019

F3C

Final Results













Place	Competitor	Country	1. preliminary	2. preliminary	3. preliminary	Total
1	Johannes Mélen [6]	SWE 	(198,75 1000,00)	203,00 1000,00	202,75 1000,00	2000,00 1000,00
2	Krister Thorstensson [5]	SWE 	(173,25 871,69)	187,00 921,18	200,25 987,66	1908,84 954,42
3	Hans Eriksson [10]	SWE 	(147,75 743,39)	159,25 784,48	173,50 855,73	1640,21 820,10
4	Martin Lidén [2]	SWE 	(136,75 688,05)	156,75 772,16	168,50 831,07	1603,23 801,61
5	Björn Håkansson [9]	SWE 	156,00 784,90 (156,75 772,16)	160,25 790,38	1575,28 787,64	
6	Jonas Grönlund [8]	SWE 	(97,50 490,56)	129,00 635,46	119,75 590,62	1226,08 613,04

UT1 2019
F3C-POPULA
Final Results

Place	Competitor	Country	1. preliminary	2. preliminary	3. preliminary	Total
1	Håkan Hilmersson [14]	SWE 	(141,50 984,34)	143,75 1000,00	148,25 991,63	1991,63 1000,00
2	Thomas Raidma [16]	SWE 	138,50 963,47 (131,50 914,78)	149,50 1000,00		1963,47 985,86
3	Leif Andersson [17]	SWE 	143,75 1000,00 (134,75 937,39)	143,75 961,53		1961,53 984,88




Gränskuppen/UT1

F3C Final Results

Place	Competitor	Country	1. preliminary	2. preliminary	3. preliminary	Total
1	Johannes Mélen [6]	SWE 	(198,75 1000,00)	203,00 1000,00	202,75 1000,00	2000,00 1000,00
2	Krister Thorstensson [5]	SWE 	(173,25 871,69)	187,00 921,18	200,25 987,66	1908,84 954,42
3	Thomas Hage [4]	NOR 	(163,00 820,12)	181,00 891,62	174,50 860,66	1752,28 876,14
4	Søren Østergård [7]	DEN 	(156,25 786,16)	160,50 790,64	181,00 892,72	1683,36 841,68
5	Hans Eriksson [10]	SWE 	(147,75 743,39)	159,25 784,48	173,50 855,73	1640,21 820,10
6	Martin Lidén [2]	SWE 	(136,75 688,05)	156,75 772,16	168,50 831,07	1603,23 801,61
7	Lars Aage Olsen [11]	NOR 	(153,75 773,58)	166,00 817,73	157,75 778,05	1595,78 797,89
8	Björn Håkansson [9]	SWE 	156,00 784,90	(156,75 772,16)	160,25 790,38	1575,28 787,64
9	Jon Roger Thomassen [12]	NOR 	137,50 691,82	151,75 747,53	(59,00 290,99)	1439,35 719,67
10	Einar Bergseth [1]	NOR 	136,25 685,53	134,00 660,09	(41,25 203,45)	1345,62 672,81
11	Jonas Grönlund [8]	SWE 	(97,50 490,56)	129,00 635,46	119,75 590,62	1226,08 613,04
12	Jan Thore Lygren [3]	NOR 	(94,50 475,47)	136,75 673,64	104,75 516,64	1190,28 595,14





Gränskuppen/UT1

F3C-Sport Final Results

Place	Competitor	Country	1. preliminary		2. preliminary		3. preliminary		4. preliminary		Total	
1	Runar Larsen [19]	NOR 	150,50	1000,00	164,00	1000,00	148,00	1000,00	(140,50	972,31)	3000,00	1000,00
2	Hans Inge Gudmundsen [18]	NOR 	150,00	996,67	(134,00	817,07)	126,00	851,35	144,50	1000,00	2848,02	949,33
3	Karl Morten Sandvik [20]	NOR 	122,50	813,95	122,00	743,90	(109,00	736,48)	121,00	837,37	2395,22	798,40

Gränskuppen/UT1

F3C-POPULA Final Results

Place	Competitor	Country	1. preliminary	2. preliminary	3. preliminary	Total
1	Jon Gunnar Wold [13]	NOR 	144,75 1000,00	156,00 1000,00	(148,25 991,63)	2000,00 1000,00
2	Håkan Hilmersson [14]	SWE 	141,50 977,54	(143,75 921,47)	148,25 991,63	1969,17 984,58
3	Thomas Raidma [16]	SWE 	138,50 956,82	(131,50 842,94)	149,50 1000,00	1956,82 978,41
4	Leif Andersson [17]	SWE 	143,75 993,09	(134,75 863,78)	143,75 961,53	1954,62 977,31